



# RECYCLING: It's a simple two-sort system!

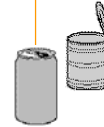


## CONTAINERS

Rinse, mix together in reusable bin  
(no bag)

**CANS: Aluminum & Steel**  
(food & empty aerosol)

Tuck loose steel can lids into  
can & squeeze to hold in.



**JARS/BOTTLES: Glass**  
(clear, green, brown)

Put lids in trash.

**PLASTICS: Check for a Neck!**

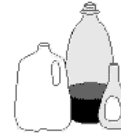
Put caps/lids in trash.



**bottles & jugs**  
(clear, green, pale blue)



**bottles & jugs ONLY!**



Sorry,  
**NO Plastic CUPS,  
TUBS or PAILS!**

### DO NOT INCLUDE:

Aluminum foil	Mirrors
Window glass	Light bulbs
Ceramics	Clay pots
Plastic bags	Styrofoam
Plastics #3-7	Furniture
Plastic deli & bakery containers	
Plastic cups or tubs of any number	
Motor oil containers	

## PAPERS

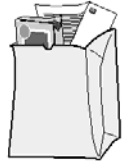
Mix together in paper bags

**MIXED PAPER**

INCLUDES:



- Newspapers
- Magazines
- Catalogues
- Phonebooks
- Paper egg cartons
- Office-type paper: white, color, shredded, etc.



- Junk mail
- Envelopes



- Container Board:  
(cereal & tissue boxes, soda cartons, etc.)

- Books: hardcover (remove & put cover in trash) & paperbacks
- Paper rolls & tubes
- Grocery bags

**CORRUGATED CARDBOARD**



Flatten/bundle/tie 3ft by 3ft.  
(May put **small** pieces/boxes  
in mixed paper bag.)

### DO NOT INCLUDE:

- Food
- Plastic liners
- Tissue products
- Metal
- Toweling paper
- Milk cartons
- Juice cartons
- Heavily soiled paper or cardboard

**USED MOTOR OIL:** Put in clear screw cap plastic jug (max. 2.5 gallon).  
Do not mix with other liquids.



**VEHICLE BATTERIES:** Put in small box.



**ALL BATTERY TERMINALS MUST** be taped with electrical tape.

Call hauler for collection options,  
or self-haul to Portage County's Transfer Facility for FREE recycling service.