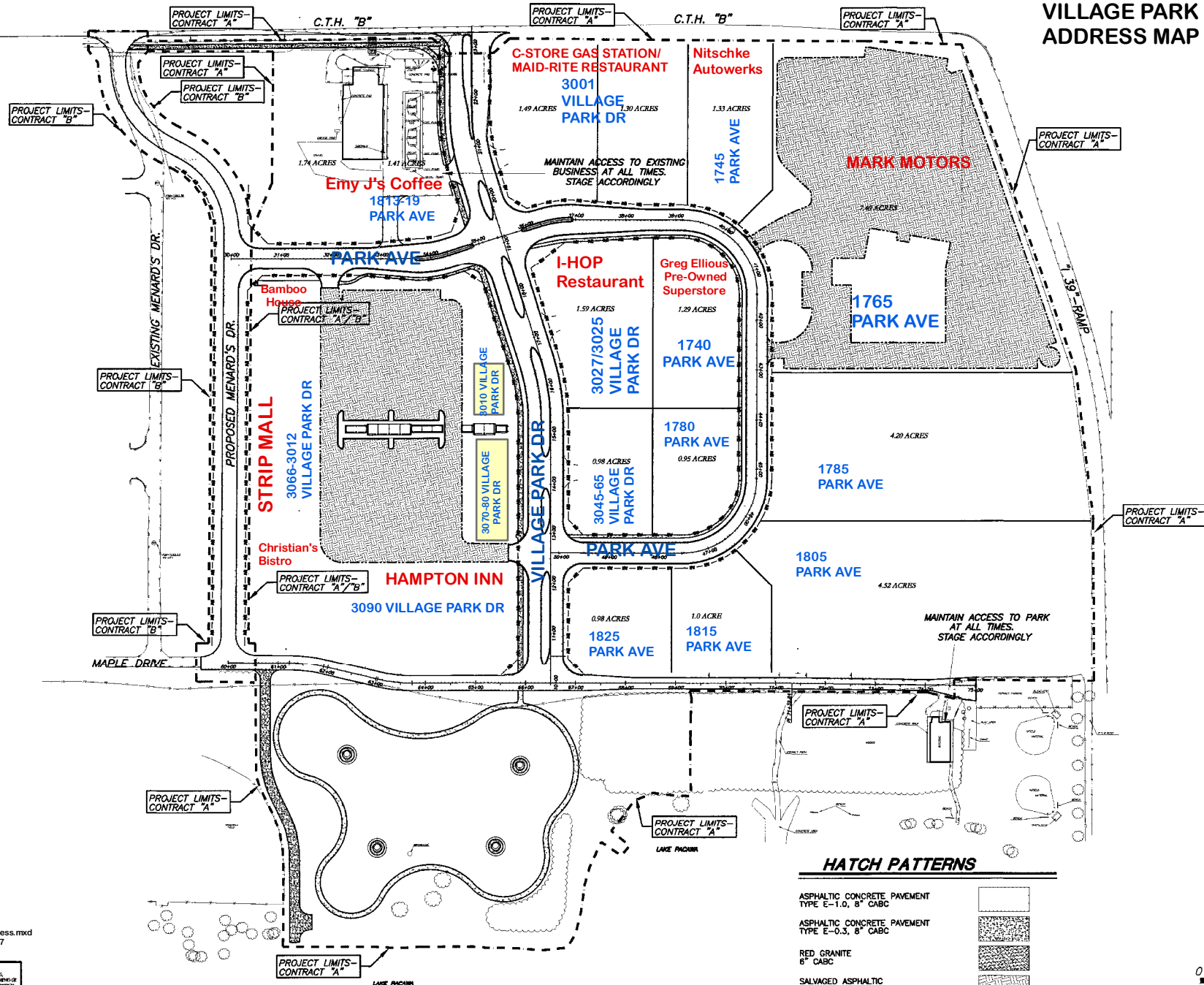
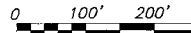
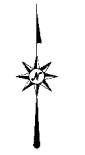


VILLAGE PARK AT PLOVER ADDRESS MAP



HATCH PATTERNS

ASPHALTIC CONCRETE PAVEMENT TYPE E-1.0, 8" CABC	
ASPHALTIC CONCRETE PAVEMENT TYPE E-0.3, 8" CABC	
RED GRANITE 6" CABC	
SALVAGED ASPHALTIC PAVEMENT	



File: villagepark-address.mxd
Date revised: 12/07/07

THIS DOCUMENT IS THE PROPERTY OF THE DESIGNER. IT IS TO BE USED ONLY FOR THE PROJECT AND SITE SPECIFICALLY IDENTIFIED HEREIN. NO PART OF THIS DOCUMENT IS TO BE REPRODUCED OR TRANSMITTED IN ANY FORM OR BY ANY MEANS, ELECTRONIC OR MECHANICAL, INCLUDING PHOTOCOPYING, RECORDING, OR BY ANY INFORMATION STORAGE AND RETRIEVAL SYSTEM, WITHOUT THE WRITTEN PERMISSION OF THE DESIGNER.